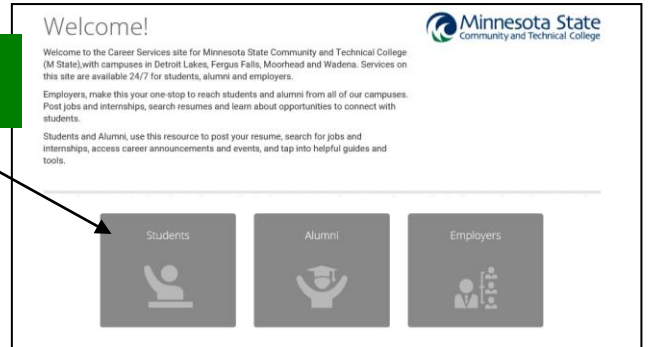




# Creating a CAREERnet Account

CAREERnet is M State's online career services resource for students, alumni and employers. It contains local and national job and internship boards, articles, videos, podcasts, and M State handouts and events. Employers can post jobs, search resumes, and register for job fairs and connecting events. Access through the Career Services webpage, SpartanNet, The Source, or at careers.minnesota.edu.

1. Go to **careers.minnesota.edu** (will be redirected to College Central Network page). Enter through the "Student" portal.

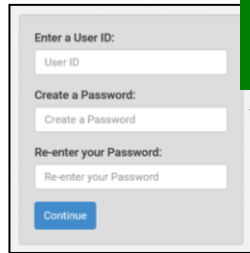


1



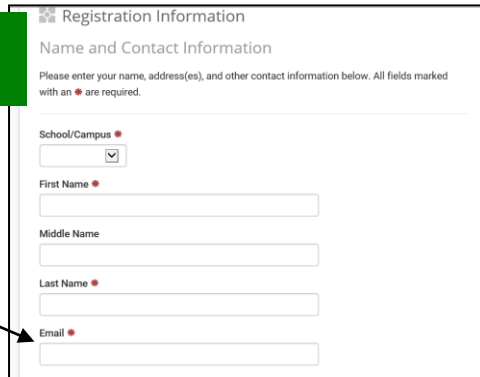
2

2. Click the "Create Account" link



3

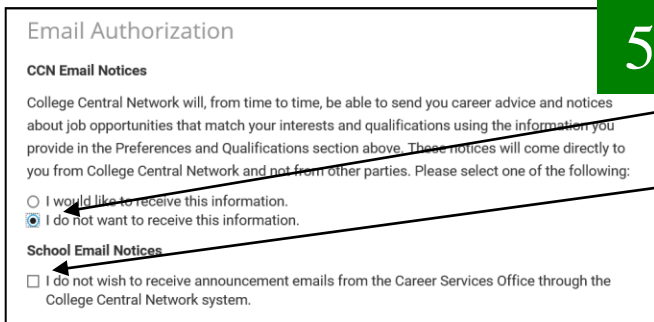
3. Enter your StarID in the User ID box and create a password using 10 characters or less. Click "Continue".



4

4. Complete registration information. All items with a red \* will need to be completed.

You may use your school email address OR **another email address ONLY IF it is appropriate for corresponding with employers.**



5

5. Check this box to avoid email updates from CCN.

Keep this box unchecked so M State Career Services can send you announcements and notifications.

Check the "Terms of Agreement" box and "Submit Information" button.

You will be directed to the **Dashboard** to access:

- M State and national job and internship sites.
- Event calendars, announcements, registration
- Resume and portfolio building tools
- Career Document Library containing M State documents and selected materials from CCN
- Career advice articles, videos, podcasts
- Add your resume and "opt in" to be searched by employers.

6

## Mobile App Now Available!

1. Go to [www.careers.minnesota.edu](http://www.careers.minnesota.edu) and download the App from the webpage.
2. Enter our full college name "Minnesota State State Community and Technical College"
3. Use your StarID and the password you entered when you created your CAREERnet account.



**Everything will be at your fingertips!**