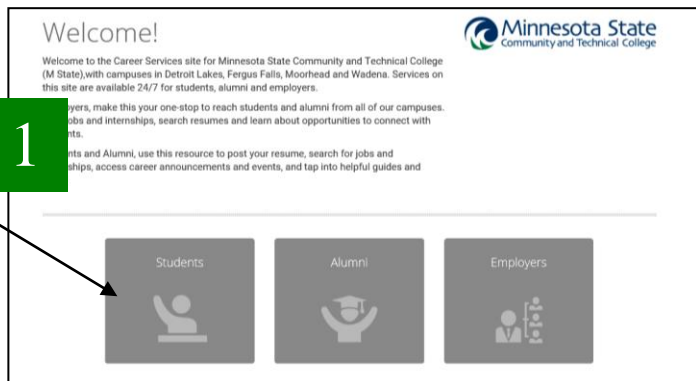


Creating a CAREERnet Account

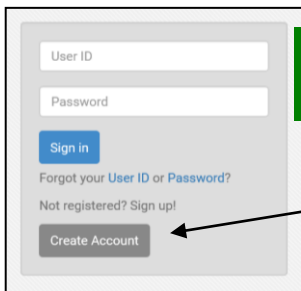


CAREERnet is M State's online career services resource for students, alumni and employers. It contains local and national job and internship boards, articles, videos, podcasts, and M State handouts and events. Employers can post jobs and register for job fairs and connecting events. Access through the Career Services webpage, SpartanNet, The Source, or at careers.minnesota.edu.

1. Go to **careers.minnesota.edu** (will be redirected to College Central Network page). Enter through the "Student" portal.

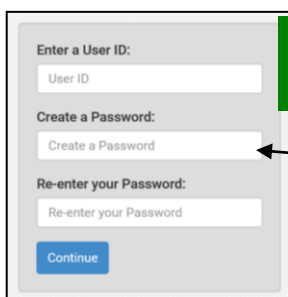


2



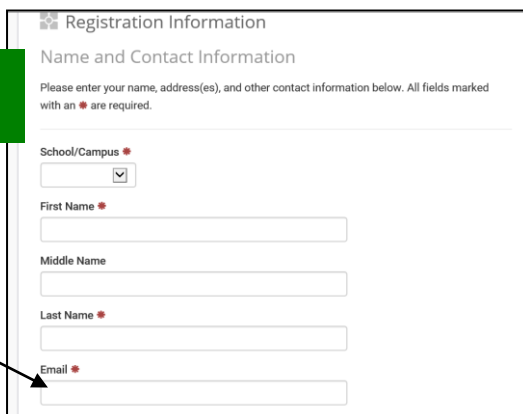
2. Click the "Create Account" link

3



3. Enter your StarID in the User ID box and create a password using 10 characters or less. Click "Continue".

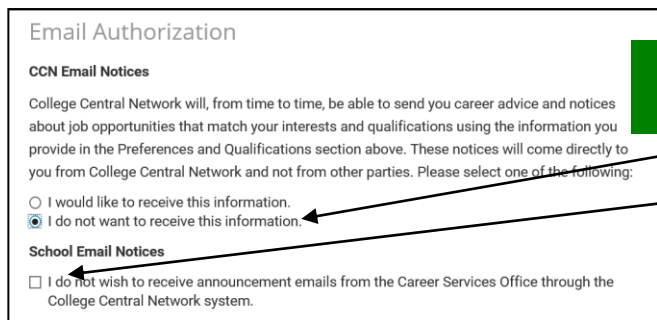
4



4. Complete registration information. All items with a red * will need to be completed.

You may use your school email address OR **another email address ONLY IF it is appropriate for corresponding with employers.**

5



5. Check this box to avoid email updates from CCN.

Keep this box unchecked so M State Career Services can send you announcements and notifications.

Check the "Terms of Agreement" box and "Submit Information" button.

You will be directed to the **Dashboard** to access:

- M State and national job and internship sites.
- Event calendars, announcements, registration
- Resume and portfolio building tools
- Career Document Library containing M State documents and selected materials from CCN
- Career advice articles, videos, podcasts

Plus ...

- Students may create and save resumes which will be reviewed and approved before posting to this site – feedback will be provided.
- Search for jobs and apply through this site.
- "Opt in" = searchable resumes by registered employers.

Career Services

careers.minnesota.edu

